

Rechargeable battery grip

The **Battery grip Li-ion** (3043356) is an environmentally approved Li-ion type and is the standard power source for the Hasselblad H5D camera.

The battery charger

The **Battery charger Li-ion 2900** (3053572) is designed for use with **Battery grip Li-ion 2900** (3043356). However, the **Battery charger Li-ion 2900** (3053572) can also be used together with the **Battery grip rechargeable 7.2V Li-ion** (3043348) intended for H4D use. Likewise, the older **Battery charger for Li-Ion battery** (3053568) can also be used together with the **Battery grip Li-ion 2900** (3043356) but requires 50% longer charging times.

The **Battery charger Li-ion 2900** is supplied with a number of plug attachments to suit various types of domestic electrical sockets available worldwide. Other types of socket will require a domestic socket converter.

Attach the chosen plug by sliding it into position as in the diagram (A). Removal is by the reverse procedure.



Charging the battery

With the battery removed from the camera, insert the jack plug from the battery charger into the socket (B) on the battery grip.

Insert the battery charger into a standard (100–240V~/50–60 Hz) domestic socket.

During the charging procedure, the lamp on the charger signifies the following:

- → Standby (no battery connected)
- → Charging
- → Ready

Rechargeable battery grip – general

- The battery should be charged for approximately 6 hours before first time use.
- The battery must be charged at room temperature.
- Maximum battery capacity is reached only after the battery has been charged and discharged several times.
- Avoid frequent full discharges (a full discharge is signalled by the appearance of the *Replace battery* warning on the grip display). As the battery is a

Li-ion type, it has no 'memory effect' of practical importance and therefore frequent recharges will cause no problems such as loss of capacity or poor performance. It is therefore better policy to recharge the battery at very regular intervals, regardless of use.

- Remove the battery if you intend to store the camera for some while as it will eventually become completely drained, even though the camera is turned off.
- The battery has an integrated 'fuel gauge' capability that supports the *Replace battery* and *Battery status* functions on the grip display. As with most Li-ion batteries, this capability should be occasionally calibrated, depending on how much the battery is used. To do this, leave the camera on (or use it), until the *Replace battery* warning appears. Then, recharge the battery for 6 hours. This will improve the accuracy of the measurements.
- When removing a battery from the charger and immediately replacing it with another, allow a few seconds to elapse so that the charger can automatically reset for the next charging procedure.
- It is perfectly normal for the battery to become warm when being charged.
- A slight temporary loss of battery performance might be noticed at very high or low temperatures. Take the appropriate measures if this is the case.
- If you do not intend to use the battery for a while, it is best to store it at room temperature with an approximate 30 to 40% charge. You can check the percentage level on the status screen.
- The battery should have a usable service life of around 400 recharge/discharge cycles.




Battery grip Li-ion 2900 / Battery charger Li-ion 2900

Precautions

- Connect the battery grip to the camera correctly.
- Keep the protective cover in place when not in use. (Short-circuiting across keys in a pocket, for example, could cause a fire risk).
- Do not immerse the battery grip in liquids.
- Do not incinerate the battery grip. Please recycle or discard in an environmentally approved manner.
- Use indoors only (protect against moisture).
- Do not short-circuit the jack plug.
- Do not alter the charger in any way other than changing the plug attachment.

Visit www.hasselblad.com to download user manuals, datasheets, product brochures, technical information, technical articles, software and firmware updates etc, as well as news about the latest developments at Hasselblad.

FRA	Ce texte dans votre langue? Utilisez "Google Translate" sur Internet.	NLD	Deze tekst in uw taal? Gebruik "Google Translate" op het internet.
DEU	Diesen Text in Ihrer Sprache? Verwenden Sie "Google Translate" im Internet.	JPN	あなたの言語でこのテキストは？ 使用してインターネット上のGoogleの翻訳。
ESP	Este texto en su idioma? El uso de "Google Translate" en Internet.	CHN	此文档语言文字？ 使用搜索引擎在互连网上。
ITA	Questo testo nella tua lingua? Utilizzare "Google Translate" su Internet.	IND	આનો ભાષા કોણ વાકુ? આ વાકાને માટે "Google" સુધીમાં પરિવર્તન વાકુ.
PRT	Este texto na sua língua? Usar "Google Translate" na Internet.	RUS	Этот текст на вашем языке? Используйте "Google Переводчик" в Интернете.
SWE	Denna text på ditt språk? Använd "Google Translate" på Internet.	SAU	هذا النص في لغتي استخدم ترجمة جوجل على شبكة الانترنت.





 Disposal of Waste Equipment by Users in Private Households in the European Union	 Entsorgung von Abgeriebenen aus privaten Haushalten in der EU	 Eliminación de residuos de equipos eléctricos y electrónicos por parte de usuarios particulares en la Unión Europea	 Élimination des appareils mis au rebut par les ménages dans l'Union européenne
--	---	---	--

This symbol on the product or on its packaging indicates that this product must not be disposed of with your other household waste. Instead, it is your responsibility to dispose of your waste equipment by handing it over to a designated collection point for the recycling of waste electrical and electronic equipment. The separate collection and recycling of your waste equipment at the time of disposal will help to conserve natural resources and ensure that it is recycled in a manner that protects human health and the environment. For more information about where you can drop off your waste equipment for recycling, please contact your local city office, your household waste disposal service or the dealer where you purchased the product.

Das Symbol auf dem Produkt oder seiner Verpackung weist darauf hin, dass das Produkt nicht über den normalen Hausmüll entsorgt werden darf. Stattdessen sind verpflichtet, die Abgerieben an einen Rücknahmestelle für Elektro- und Elektronik-Abgerieben abzugeben. Die getrennte Sammlung und ordnungsgemäße Entsorgung Ihrer Abgerieben trägt zur Erhaltung der natürlichen Ressourcen bei und garantiert eine Wiederverwertung, die die Gesundheit des Menschen und die Umwelt schützt. Informationen dazu, wo Sie Rücknahmestellen für Ihre Abgerieben finden, erhalten Sie bei Ihrer Selbstverwaltung, dem örtlichen Müllentsorgungsunternehmen oder der Geschäft, in dem Sie das Gerät erworben haben.

Este símbolo en el producto o en su envase indica que no debe eliminarse junto con los desechos generados de la casa. Es responsabilidad del usuario eliminar los residuos de este tipo depositándolos en un "punto limpio" para el reciclado de residuos eléctricos y electrónicos. La recogida y el reciclado selectivos de los residuos de aparatos eléctricos y electrónicos o su eliminación contribuirá a conservar los recursos naturales y a garantizar el reciclado de estos residuos de forma que se proteja el medio ambiente y la salud. Para obtener más información sobre los puntos de recogida de residuos eléctricos y electrónicos o su reciclado, póngase en contacto con su ayuntamiento, con el servicio de eliminación de residuos domésticos o con el establecimiento en el que adquirió el producto.

Le symbole apposé sur ce produit ou sur son emballage indique que ce produit ne doit pas être jeté avec les déchets ménagers ordinaires. Il est de votre responsabilité de mettre au rebut vos appareils en les déposant dans les centres de collecte publique désignés pour le recyclage des équipements électrocinétiques et électroniques. La collecte et le recyclage de vos appareils mis au rebut indépendamment du reste des déchets contribue à la préservation des ressources naturelles et garantit que ces appareils seront recyclés dans le respect de la santé humaine et de l'environnement. Pour obtenir plus d'informations sur les centres de collecte et de recyclage des appareils mis au rebut, veuillez contacter les autorités locales de votre région, les services de collecte des ordures ménagères ou le magasin dans lequel vous avez acheté ce produit.

 Smaltimento delle apparecchiature da parte di privati nel territorio dell'Unione Europea	 Verwijdering van afgerubene apparatuur door privégebruikers in de Europese Unie	 Destrucción, por Utilizadores en la Unión Europea, de Equipamiento Usado en los Domésticos	 Bortskaffande av avfallsgenererat från användare privatkthos håll inom Europeiska Unionen
---	--	---	--

Questo simbolo presente sul prodotto o sulla sua confezione indica che il prodotto non può essere smaltito insieme ai rifiuti domestici. È responsabilità dell'utente smaltire le apparecchiature consegnandole presso un punto di raccolta designato al fine di effettuare il smaltimento di apparecchiature elettriche ed elettroniche. La raccolta differenziale e il corretto riciclo delle apparecchiature da smaltire permette di proteggere le risorse naturali e l'ecosistema. Per ulteriori informazioni rivolgersi ai punti di raccolta delle apparecchiature, contattare l'ente locale per le smaltimenti dei rifiuti, oppure il negozio presso il quale è stato acquistato il prodotto.

Dit symbool op het product of de verpakking geeft aan dat dit product niet mag worden opgevoerd bij het normale huishoudelijke afval. U bent zelf verantwoordelijk voor het invoeren van uw afgeleide apparatuur bij een afvalpunt waar het hergebruik van oude elektrische en elektronische apparatuur. Door uw oude apparatuur apart aan te bieden en te recyclen, kunnen natuurlijke bronnen worden behouden en kan het materiaal worden hergebruikt op een manier waarmee de milieugezondheid niet milieus worden beschadigd. Neem contact op met uw gemeente, het afvalbeheerbedrijf of de winkel waar u het product hebt gekocht voor meer informatie over inzamelpunten waar u oude apparatuur kunt aanbieden voor recycling.

Este símbolo, no producto o na respectiva embalagem, indica que este material não deve ser destruído com outro lixo doméstico. É da sua responsabilidade destruir o equipamento usado levando-o para um local de coleta apropriado, destinado à reciclagem de produtos elétricos e eletrônicos usados. A coleta e o reciclagem seletivos de seu equipamento doméstico quando da destruição, ajudam a preservar os recursos naturais e a assegurar que ele é reciclado através de um processo que protege a saúde humana e o ambiente. Para obter mais informações sobre onde pode colocar o seu equipamento usado para reciclar, contate a autoridade responsável local, o serviço de destinação do lixo doméstico, ou a loja onde adquiriu o produto.

Om det här symbolen visas på produkt eller förpackningen betyder det att produkten inte får slängas på samma ställe som hushållsavfall. I stället för det ska man avfallshäfte avfall ges om att överlämna det till ett oppningsställe avsett för återvinning av avfall från elektriska och elektroniska produkter. Separat insamling och återvinning av avfall hjälper till att spara på de naturliga resurserna och skydda miljön. För ytterligare information om var du kan lämna ditt avfall för återvinning.